

# Millennium Family Practice A85013 - Patient Survey Results - March 2012

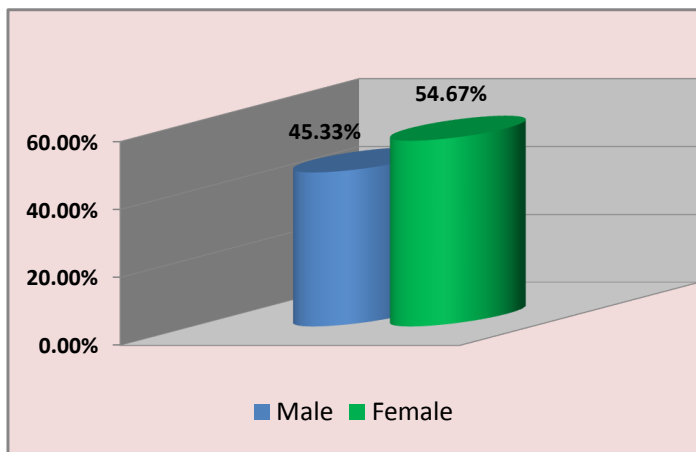
We administered the survey to a random selection of 75 Patients

The practice distributed a questionnaire to patients in the surgery week commencing 19th March 2012

*In order to help us understand your answers we asked you to tell us a little about yourself*

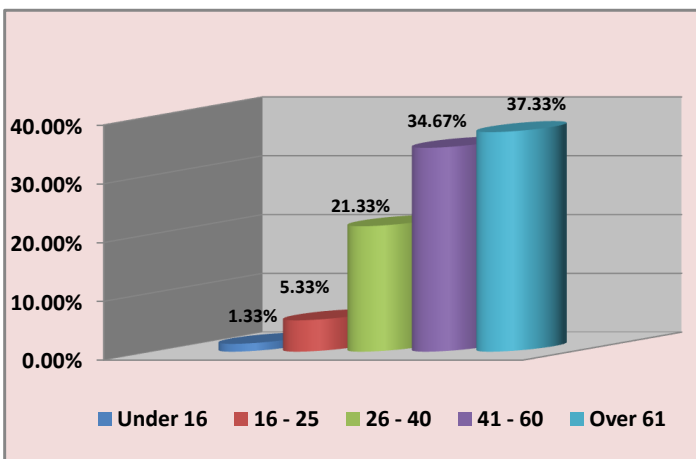
## Are You ?

Male	45.33%
Female	54.67%



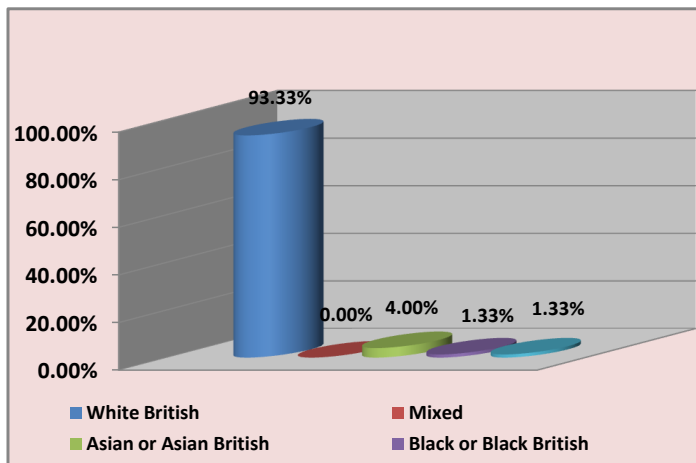
## How Old Are You ?

Under 16	1.33%
16 - 25	5.33%
26 - 40	21.33%
41 - 60	34.67%
Over 61	37.33%



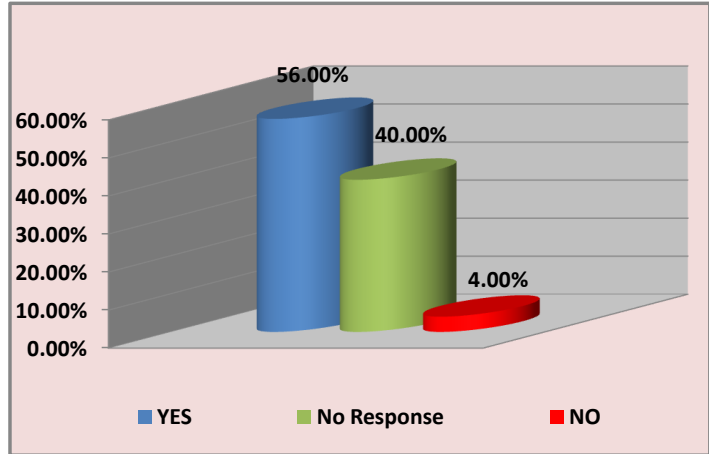
## What Ethnic Group Do You Belong To ?

White	93.33%
Mixed	0.00%
Asian or Asian British	4.00%
Black or Black British	1.33%
Chinese or other Ethnic Group	1.33%



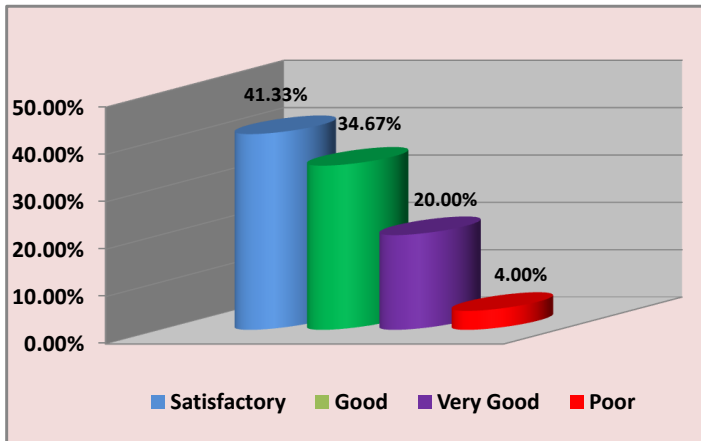
**Did you receive the Practice leaflet about major refurbishment work and the new building ?**

<b>Yes</b>	<b>56.00%</b>
<b>No Response</b>	<b>40.00%</b>
<b>No</b>	<b>4.00%</b>



**How You Rate The Practice Overall**

<b>Satisfactory</b>	<b>41.33%</b>
<b>Good</b>	<b>34.67%</b>
<b>Very Good</b>	<b>20.00%</b>
<b>Poor</b>	<b>4.00%</b>



**Patient feedback regarding Services and key areas of concern**

<b>Satisfied with current services</b>	<b>73.33%</b>
<b>Improve &amp; Increase services</b>	<b>14.67%</b>
<b>Would like a Female GP</b>	<b>8.00%</b>
<b>Reduce Patient Waiting Times</b>	<b>4.00%</b>

